



Location: CMA1b - Harbour Grand Hotel Boundary Wall

Report on 24-hour TSP monitoring

Action Level ( $\mu\text{g}/\text{m}^3$ ) - 176.7

Limit Level ( $\mu\text{g}/\text{m}^3$ ) - 260

Date	Sampling Time	Weather Condition	Filter paper no.	Filter Weight, g		Elapse Time, hr		Sampling Time, hr	Flow Rate, $\text{m}^3/\text{min}$			Total Volume, $\text{m}^3$	TSP Level, $\mu\text{g}/\text{m}^3$
				Initial	Final	Initial	Final		Initial, $Q_{si}$	Final, $Q_{sf}$	Average		
28-Apr-20	08:00	Rainy	CMA1b 24hr 004483	2.5992	2.7466	15448.43	15472.43	24.00	1.13	1.14	1.13	1634	90.2
04-May-20	08:00	Cloudy	CMA1b 24hr 004442	2.6099	2.6713	15475.43	15499.43	24.00	1.14	1.14	1.14	1640	37.4
09-May-20	08:00	Cloudy	CMA1b 24hr 004190	2.6873	2.7232	15502.43	15526.43	24.00	1.12	1.12	1.12	1619	22.2
15-May-20	08:00	Cloudy	CMA1b 24hr 004592	2.6208	2.6710	15529.43	15553.43	24.00	1.12	1.12	1.12	1619	31.0
21-May-20	08:00	Cloudy	CMA1b 24hr 004553	2.6111	2.6645	15556.43	15580.43	24.00	1.12	1.12	1.12	1618	33.0

Report on 1-hour TSP monitoring

Action Level ( $\mu\text{g}/\text{m}^3$ ) - 320.1

Limit Level ( $\mu\text{g}/\text{m}^3$ ) - 500

Date	Sampling Time	Weather Condition	Filter paper no.	Filter Weight, g		Elapse Time, hr		Sampling Time, hr	Flow Rate, $\text{m}^3/\text{min}$			Total Volume, $\text{m}^3$	TSP Level, $\mu\text{g}/\text{m}^3$
				Initial	Final	Initial	Final		Initial, $Q_{si}$	Final, $Q_{sf}$	Average		
29-Apr-20	08:25	Cloudy	CMA1b 1hr 1 004477	2.6037	2.6076	15472.43	15473.43	1.00	1.14	1.14	1.14	68	57.2
29-Apr-20	09:27	Cloudy	CMA1b 1hr 2 004478	2.6060	2.6096	15473.43	15474.43	1.00	1.14	1.14	1.14	68	52.8
29-Apr-20	10:29	Cloudy	CMA1b 1hr 3 004479	2.6211	2.6285	15474.43	15475.43	1.00	1.14	1.14	1.14	68	108.5
05-May-20	08:15	Cloudy	CMA1b 1hr 1 004440	2.6014	2.6057	15499.43	15500.43	1.00	1.14	1.14	1.14	68	62.8
05-May-20	09:17	Cloudy	CMA1b 1hr 2 004439	2.6161	2.6185	15500.43	15501.43	1.00	1.14	1.14	1.14	68	35.1
05-May-20	10:20	Cloudy	CMA1b 1hr 3 004438	2.5958	2.5983	15501.43	15502.43	1.00	1.14	1.14	1.14	68	36.5
11-May-20	09:57	Rainy	CMA1b 1hr 1 004501	2.6191	2.6214	15526.43	15527.43	1.00	1.13	1.13	1.13	68	34.1
11-May-20	10:59	Rainy	CMA1b 1hr 2 004600	2.6790	2.6819	15527.43	15528.43	1.00	1.13	1.13	1.13	68	43.0
11-May-20	13:00	Rainy	CMA1b 1hr 3 004596	2.6043	2.6093	15528.43	15529.43	1.00	1.13	1.13	1.13	68	74.1
16-May-20	08:25	Cloudy	CMA1b 1hr 1 004509	2.6077	2.6099	15553.43	15554.43	1.00	1.12	1.12	1.12	67	32.6
16-May-20	09:28	Cloudy	CMA1b 1hr 2 004508	2.6127	2.6150	15554.43	15555.43	1.00	1.12	1.12	1.12	67	34.1
16-May-20	10:30	Cloudy	CMA1b 1hr 3 004507	2.6050	2.6085	15555.43	15556.43	1.00	1.12	1.12	1.12	67	51.9
22-May-20	08:20	Cloudy	CMA1b 1hr 1 004503	2.6355	2.6436	15580.43	15581.43	1.00	1.12	1.12	1.12	67	120.1
22-May-20	09:22	Cloudy	CMA1b 1hr 2 002977	2.6680	2.6721	15581.43	15582.43	1.00	1.12	1.12	1.12	67	60.8
22-May-20	10:25	Cloudy	CMA1b 1hr 3 003209	2.6974	2.7025	15582.43	15583.43	1.00	1.12	1.12	1.12	67	75.6



Location: CMA2a - Causeway Bay Community Centre

Report on 24-hour TSP monitoring  
 Action Level ( $\mu\text{g}/\text{m}^3$ ) - 169.5  
 Limit Level ( $\mu\text{g}/\text{m}^3$ ) - 260

Date	Sampling Time	Weather Condition	Filter paper no.	Filter Weight, g		Elapse Time, hr		Sampling Time, hr	Flow Rate, $\text{m}^3/\text{min}$			Total Volume, $\text{m}^3$	TSP Level, $\mu\text{g}/\text{m}^3$
				Initial	Final	Initial	Final		Initial, $Q_{si}$	Final, $Q_{sf}$	Average		
28-Apr-20	08:00	Rainy	CMA2a 24hr_004476	2.5948	2.6151	1918.72	1942.72	24.00	1.14	1.14	1.14	1642	12.4
05-May-20	12:56	Cloudy	CMA2a 24hr_004427	2.5997	2.6752	1971.71	1995.71	24.00	1.14	1.15	1.15	1650	45.8
09-May-20	08:00	Cloudy	CMA2a 24hr_004189	2.6843	2.7419	1995.71	2019.71	24.00	1.13	1.13	1.13	1622	35.5
15-May-20	08:00	Cloudy	CMA2a 24hr_004593	2.6180	2.6968	2022.71	2046.71	24.00	1.13	1.13	1.13	1622	48.6
21-May-20	08:00	Cloudy	CMA2a 24hr_004554	2.6376	2.6970	2049.71	2073.71	24.00	1.13	1.13	1.13	1621	36.6

Remarks: Due to interruption of electricity, the 24hr TSP was rescheduled from 04 May 2020 to 05 May 2020.

Report on 1-hour TSP monitoring  
 Action Level ( $\mu\text{g}/\text{m}^3$ ) - 323.4  
 Limit Level ( $\mu\text{g}/\text{m}^3$ ) - 500

Date	Sampling Time	Weather Condition	Filter paper no.	Filter Weight, g		Elapse Time, hr		Sampling Time, hr	Flow Rate, $\text{m}^3/\text{min}$			Total Volume, $\text{m}^3$	TSP Level, $\mu\text{g}/\text{m}^3$
				Initial	Final	Initial	Final		Initial, $Q_{si}$	Final, $Q_{sf}$	Average		
29-Apr-20	08:20	Cloudy	CMA2a 1hr_1_004480	2.6094	2.6157	1942.72	1943.72	1.00	1.14	1.14	1.14	69	91.9
29-Apr-20	09:22	Cloudy	CMA2a 1hr_2_004481	2.5853	2.5911	1943.72	1944.72	1.00	1.14	1.14	1.14	69	84.6
29-Apr-20	10:24	Cloudy	CMA2a 1hr_3_004482	2.5824	2.5867	1944.72	1945.72	1.00	1.14	1.14	1.14	69	62.8
05-May-20	08:10	Cloudy	CMA2a 1hr_1_003060	2.6779	2.6801	1968.71	1969.71	1.00	1.15	1.15	1.15	69	31.9
05-May-20	09:12	Cloudy	CMA2a 1hr_2_004436	2.5828	2.5870	1969.71	1970.71	1.00	1.15	1.15	1.15	69	61.0
05-May-20	10:14	Cloudy	CMA2a 1hr_3_004435	2.5888	2.5919	1970.71	1971.71	1.00	1.15	1.15	1.15	69	45.0
11-May-20	09:52	Rainy	CMA2a 1hr_1_004166	2.6961	2.7025	2019.71	2020.71	1.00	1.13	1.13	1.13	68	94.6
11-May-20	10:54	Rainy	CMA2a 1hr_2_004163	2.7001	2.7035	2020.71	2021.71	1.00	1.13	1.13	1.13	68	50.3
11-May-20	13:00	Rainy	CMA2a 1hr_3_004595	2.6246	2.6324	2021.71	2022.71	1.00	1.13	1.13	1.13	68	115.3
16-May-20	08:15	Cloudy	CMA2a 1hr_1_004506	2.5955	2.5995	2046.71	2047.71	1.00	1.13	1.13	1.13	68	59.2
16-May-20	09:20	Cloudy	CMA2a 1hr_2_004505	2.6053	2.6090	2047.71	2048.71	1.00	1.13	1.13	1.13	68	54.8
16-May-20	10:25	Cloudy	CMA2a 1hr_3_004504	2.6228	2.6268	2048.71	2049.71	1.00	1.13	1.13	1.13	68	59.2
22-May-20	08:15	Cloudy	CMA2a 1hr_1_002534	2.6448	2.6529	2073.71	2074.71	1.00	1.13	1.13	1.13	68	120.0
22-May-20	09:17	Cloudy	CMA2a 1hr_2_004535	2.6621	2.6648	2074.71	2075.71	1.00	1.13	1.13	1.13	68	40.0
22-May-20	10:20	Cloudy	CMA2a 1hr_3_003180	2.7027	2.7079	2075.71	2076.71	1.00	1.13	1.13	1.13	68	77.0



Location: CMA3a - CWB PRE Site Office Area

Report on 24-hour TSP monitoring  
 Action Level ( $\mu\text{g}/\text{m}^3$ ) - 171  
 Limit Level ( $\mu\text{g}/\text{m}^3$ ) - 260

Date	Sampling Time	Weather Condition	Filter paper no.	Filter Weight, g		Elapse Time, hr		Sampling Time, hr	Flow Rate, $\text{m}^3/\text{min}$			Total Volume, $\text{m}^3$	TSP Level, $\mu\text{g}/\text{m}^3$
				Initial	Final	Initial	Final		Initial, $Q_{si}$	Final, $Q_{sf}$	Average		
28-Apr-20	08:00	Rainy	CMA3a 24hr_004486	2.6024	2.7444	12281.19	12305.19	24.00	1.14	1.15	1.15	1651	86.0
04-May-20	08:00	Cloudy	CMA3a 24hr_004443	2.6246	2.6806	12308.19	12332.19	24.00	1.15	1.15	1.15	1657	33.8
09-May-20	08:00	Cloudy	CMA3a 24hr_004425	2.6024	2.6363	12335.19	12359.19	24.00	1.14	1.14	1.14	1636	20.7
15-May-20	08:00	Cloudy	CMA3a 24hr_004590	2.6191	2.6687	12362.19	12386.19	24.00	1.14	1.14	1.14	1636	30.3
21-May-20	08:00	Cloudy	CMA3a 24hr_004556	2.6204	2.6777	12389.19	12413.19	24.00	1.14	1.14	1.14	1635	35.0

Report on 1-hour TSP monitoring  
 Action Level ( $\mu\text{g}/\text{m}^3$ ) - 311.3  
 Limit Level ( $\mu\text{g}/\text{m}^3$ ) - 500

Date	Sampling Time	Weather Condition	Filter paper no.	Filter Weight, g		Elapse Time, hr		Sampling Time, hr	Flow Rate, $\text{m}^3/\text{min}$			Total Volume, $\text{m}^3$	TSP Level, $\mu\text{g}/\text{m}^3$
				Initial	Final	Initial	Final		Initial, $Q_{si}$	Final, $Q_{sf}$	Average		
29-Apr-20	09:55	Cloudy	CMA3a 1hr_1_004456	2.6012	2.6088	12305.19	12306.19	1.00	1.15	1.15	1.15	69	110.4
29-Apr-20	10:57	Cloudy	CMA3a 1hr_2_004451	2.6056	2.6108	12306.19	12307.19	1.00	1.15	1.15	1.15	69	75.5
29-Apr-20	13:00	Cloudy	CMA3a 1hr_3_004445	2.6102	2.6155	12307.19	12308.19	1.00	1.15	1.15	1.15	69	77.0
05-May-20	09:56	Cloudy	CMA3a 1hr_1_004431	2.6115	2.6134	12332.19	12333.19	1.00	1.15	1.15	1.15	69	27.5
05-May-20	10:58	Cloudy	CMA3a 1hr_2_004413	2.5868	2.5880	12333.19	12334.19	1.00	1.15	1.15	1.15	69	17.4
05-May-20	13:00	Cloudy	CMA3a 1hr_3_004423	2.6098	2.6119	12334.19	12335.19	1.00	1.15	1.15	1.15	69	30.4
11-May-20	09:18	Rainy	CMA3a 1hr_1_004168	2.6575	2.6609	12359.19	12360.19	1.00	1.14	1.14	1.14	68	49.9
11-May-20	10:20	Rainy	CMA3a 1hr_2_004165	2.6872	2.6924	12360.19	12361.19	1.00	1.14	1.14	1.14	68	76.2
11-May-20	13:00	Rainy	CMA3a 1hr_3_004598	2.6744	2.6783	12361.19	12362.19	1.00	1.14	1.14	1.14	68	57.2
16-May-20	08:53	Cloudy	CMA3a 1hr_1_004571	2.6142	2.6175	12386.19	12387.19	1.00	1.14	1.14	1.14	68	48.4
16-May-20	09:55	Cloudy	CMA3a 1hr_2_004566	2.6112	2.6140	12387.19	12388.19	1.00	1.14	1.14	1.14	68	41.1
16-May-20	10:57	Cloudy	CMA3a 1hr_3_004561	2.6052	2.6074	12388.19	12389.19	1.00	1.14	1.14	1.14	68	32.3
22-May-20	09:35	Cloudy	CMA3a 1hr_1_004531	2.6156	2.6180	12413.19	12414.19	1.00	1.14	1.14	1.14	68	35.2
22-May-20	10:37	Cloudy	CMA3a 1hr_2_004527	2.6402	2.6444	12414.19	12415.19	1.00	1.14	1.14	1.14	68	61.7
22-May-20	13:00	Cloudy	CMA3a 1hr_3_004522	2.6125	2.6150	12415.19	12416.19	1.00	1.14	1.14	1.14	68	36.7



Location: CMA4a - SPCA

Report on 24-hour TSP monitoring

Action Level ( $\mu\text{g}/\text{m}^3$ ) - 171.2  
Limit Level ( $\mu\text{g}/\text{m}^3$ ) - 260

Date	Sampling Time	Weather Condition	Filter paper no.	Filter Weight, g		Elapse Time, hr		Sampling Time, hr	Flow Rate, $\text{m}^3/\text{min}$			Total Volume, $\text{m}^3$	TSP Level, $\mu\text{g}/\text{m}^3$
				Initial	Final	Initial	Final		Initial, $Q_{si}$	Final, $Q_{sf}$	Average		
28-Apr-20	08:00	Rainy	CMA4a 24hr 004485	2.6028	2.7405	29240.44	29264.44	24.00	1.16	1.16	1.16	1673	82.3
04-May-20	08:00	Cloudy	CMA4a 24hr 004446	2.5922	2.6406	29267.44	29291.44	24.00	1.16	1.17	1.17	1679	28.8
09-May-20	08:00	Cloudy	CMA4a 24hr 004424	2.6025	2.6366	29294.44	29318.44	24.00	1.15	1.15	1.15	1659	20.6
15-May-20	08:00	Cloudy	CMA4a 24hr 004589	2.6297	2.6792	29321.44	29345.44	24.00	1.15	1.15	1.15	1659	29.8
21-May-20	08:00	Cloudy	CMA4a 24hr 004555	2.6039	2.6584	29348.44	29372.44	24.00	1.15	1.15	1.15	1658	32.9

Report on 1-hour TSP monitoring

Action Level ( $\mu\text{g}/\text{m}^3$ ) - 312.5  
Limit Level ( $\mu\text{g}/\text{m}^3$ ) - 500

Date	Sampling Time	Weather Condition	Filter paper no.	Filter Weight, g		Elapse Time, hr		Sampling Time, hr	Flow Rate, $\text{m}^3/\text{min}$			Total Volume, $\text{m}^3$	TSP Level, $\mu\text{g}/\text{m}^3$
				Initial	Final	Initial	Final		Initial, $Q_{si}$	Final, $Q_{sf}$	Average		
29-Apr-20	09:58	Cloudy	CMA4a_1hr_1_004455	2.6105	2.6157	29264.44	29265.44	1.00	1.16	1.16	1.16	70	74.5
29-Apr-20	11:00	Cloudy	CMA4a_1hr_2_004450	2.6061	2.6108	29265.44	29266.44	1.00	1.16	1.16	1.16	70	67.3
29-Apr-20	13:00	Cloudy	CMA4a_1hr_3_004444	2.6045	2.6095	29266.44	29267.44	1.00	1.16	1.16	1.16	70	71.6
05-May-20	09:57	Cloudy	CMA4a_1hr_1_004430	2.5930	2.5951	29291.44	29292.44	1.00	1.17	1.17	1.17	70	30.0
05-May-20	10:59	Cloudy	CMA4a_1hr_2_004414	2.5792	2.5804	29292.44	29293.44	1.00	1.17	1.17	1.17	70	17.1
05-May-20	13:00	Cloudy	CMA4a_1hr_3_004422	2.6049	2.6068	29293.44	29294.44	1.00	1.17	1.17	1.17	70	27.1
11-May-20	09:32	Rainy	CMA4a_1hr_1_004167	2.6763	2.6792	29318.44	29319.44	1.00	1.15	1.15	1.15	69	41.9
11-May-20	10:34	Rainy	CMA4a_1hr_2_004164	2.6817	2.6854	29319.44	29320.44	1.00	1.15	1.15	1.15	69	53.5
11-May-20	13:00	Rainy	CMA4a_1hr_3_004597	2.6704	2.6741	29320.44	29321.44	1.00	1.15	1.15	1.15	69	53.5
16-May-20	08:55	Cloudy	CMA4a_1hr_1_004570	2.6122	2.6145	29345.44	29346.44	1.00	1.15	1.15	1.15	69	33.3
16-May-20	09:57	Cloudy	CMA4a_1hr_2_004565	2.6223	2.6239	29346.44	29347.44	1.00	1.15	1.15	1.15	69	23.2
16-May-20	10:59	Cloudy	CMA4a_1hr_3_004560	2.6145	2.6169	29347.44	29348.44	1.00	1.15	1.15	1.15	69	34.7
22-May-20	09:45	Cloudy	CMA4a_1hr_1_004530	2.6187	2.6208	29372.44	29373.44	1.00	1.15	1.15	1.15	69	30.4
22-May-20	10:47	Cloudy	CMA4a_1hr_2_004526	2.6265	2.6285	29373.44	29374.44	1.00	1.15	1.15	1.15	69	28.9
22-May-20	13:00	Cloudy	CMA4a_1hr_3_004521	2.6201	2.6221	29374.44	29375.44	1.00	1.15	1.15	1.15	69	28.9



Location: CMA5b - Pedestrian Plaza

Report on 24-hour TSP monitoring

Action Level ( $\mu\text{g}/\text{m}^3$ ) - 181  
Limit Level ( $\mu\text{g}/\text{m}^3$ ) - 260

Date	Sampling Time	Weather Condition	Filter paper no.	Filter Weight, g		Elapse Time, hr		Sampling Time, hr	Flow Rate, $\text{m}^3/\text{min}$			Total Volume, $\text{m}^3$	TSP Level, $\mu\text{g}/\text{m}^3$
				Initial	Final	Initial	Final		Initial, $Q_{si}$	Final, $Q_{sf}$	Average		
28-Apr-20	08:00	Rainy	CMA5b 24hr_004484	2.6010	2.7691	13853.88	13877.88	24.00	1.02	1.03	1.03	1477	113.8
04-May-20	08:00	Cloudy	CMA5b 24hr_004401	2.5727	2.6314	13880.88	13904.88	24.00	1.03	1.03	1.03	1484	39.6
09-May-20	08:00	Cloudy	CMA5b 24hr_004195	2.6671	2.7076	13907.88	13931.88	24.00	1.01	1.01	1.01	1461	27.7
15-May-20	08:00	Cloudy	CMA5b 24hr_004591	2.6467	2.7081	13934.88	13958.88	24.00	1.01	1.01	1.01	1461	42.0
21-May-20	08:00	Cloudy	CMA5b 24hr_004557	2.6121	2.6558	13961.88	13985.88	24.00	1.01	1.01	1.01	1460	29.9

Report on 1-hour TSP monitoring

Action Level ( $\mu\text{g}/\text{m}^3$ ) - 332  
Limit Level ( $\mu\text{g}/\text{m}^3$ ) - 500

Date	Sampling Time	Weather Condition	Filter paper no.	Filter Weight, g		Elapse Time, hr		Sampling Time, hr	Flow Rate, $\text{m}^3/\text{min}$			Total Volume, $\text{m}^3$	TSP Level, $\mu\text{g}/\text{m}^3$
				Initial	Final	Initial	Final		Initial, $Q_{si}$	Final, $Q_{sf}$	Average		
29-Apr-20	09:47	Cloudy	CMA5b 1hr_1_004457	2.5870	2.5962	13877.88	13878.88	1.00	1.03	1.03	1.03	62	149.3
29-Apr-20	10:49	Cloudy	CMA5b 1hr_2_004452	2.5988	2.6083	13878.88	13879.88	1.00	1.03	1.03	1.03	62	154.1
29-Apr-20	13:00	Cloudy	CMA5b 1hr_3_004448	2.6099	2.6224	13879.88	13880.88	1.00	1.03	1.03	1.03	62	202.8
05-May-20	09:31	Cloudy	CMA5b 1hr_1_004432	2.6122	2.6166	13904.88	13905.88	1.00	1.03	1.03	1.03	62	71.1
05-May-20	10:33	Cloudy	CMA5b 1hr_2_004412	2.5662	2.5682	13905.88	13906.88	1.00	1.03	1.03	1.03	62	32.3
05-May-20	13:00	Cloudy	CMA5b 1hr_3_004426	2.6046	2.6081	13906.88	13907.88	1.00	1.03	1.03	1.03	62	56.5
11-May-20	09:04	Rainy	CMA5b 1hr_1_004169	2.6783	2.6816	13931.88	13932.88	1.00	1.02	1.02	1.02	61	54.2
11-May-20	10:06	Rainy	CMA5b 1hr_2_004162	2.6823	2.6858	13932.88	13933.88	1.00	1.02	1.02	1.02	61	57.5
11-May-20	13:00	Rainy	CMA5b 1hr_3_004599	2.6584	2.6656	13933.88	13934.88	1.00	1.02	1.02	1.02	61	118.2
16-May-20	08:38	Cloudy	CMA5b 1hr_1_004572	2.6070	2.6127	13958.88	13959.88	1.00	1.01	1.01	1.01	61	93.7
16-May-20	09:40	Cloudy	CMA5b 1hr_2_004567	2.6366	2.6408	13959.88	13960.88	1.00	1.01	1.01	1.01	61	69.0
16-May-20	10:42	Cloudy	CMA5b 1hr_3_004562	2.6008	2.6041	13960.88	13961.88	1.00	1.01	1.01	1.01	61	54.2
22-May-20	09:17	Cloudy	CMA5b 1hr_1_004532	2.6149	2.6182	13985.88	13986.88	1.00	1.01	1.01	1.01	61	54.3
22-May-20	10:19	Cloudy	CMA5b 1hr_2_004528	2.6264	2.6296	13986.88	13987.88	1.00	1.01	1.01	1.01	61	52.6
22-May-20	13:00	Cloudy	CMA5b 1hr_3_004523	2.6345	2.6368	13987.88	13988.88	1.00	1.01	1.01	1.01	61	37.8



Location: MA1e - International Finance Centre (Eastern Wing)

Report on 24-hour TSP monitoring

Action Level ( $\mu\text{g}/\text{m}^3$ ) - 173.4  
Limit Level ( $\mu\text{g}/\text{m}^3$ ) - 260

Date	Sampling Time	Weather Condition	Filter paper no.	Filter Weight, g		Elapse Time, hr		Sampling Time, hr	Flow Rate, $\text{m}^3/\text{min}$			Total Volume, $\text{m}^3$	TSP Level, $\mu\text{g}/\text{m}^3$
				Initial	Final	Initial	Final		Initial, $Q_{si}$	Final, $Q_{sf}$	Average		
28-Apr-20	08:00	Rainy	MA1e 24hr 004488	2.6168	2.7540	26106.90	26130.90	24.00	1.13	1.14	1.14	1635	83.9
04-May-20	08:00	Cloudy	MA1e 24hr 003849	2.6808	2.7308	26133.90	26157.90	24.00	1.14	1.14	1.14	1642	30.4
09-May-20	08:00	Cloudy	MA1e 24hr 004199	2.6659	2.7012	26160.90	26184.90	24.00	1.12	1.12	1.12	1616	21.8
15-May-20	08:00	Cloudy	MA1e 24hr 004156	2.6866	2.7289	26187.90	26211.90	24.00	1.12	1.12	1.12	1616	26.2
21-May-20	08:00	Cloudy	MA1e 24hr 004558	2.6298	2.6892	26214.90	26238.90	24.00	1.12	1.12	1.12	1615	36.8

Report on 1-hour TSP monitoring

Action Level ( $\mu\text{g}/\text{m}^3$ ) - 325.1  
Limit Level ( $\mu\text{g}/\text{m}^3$ ) - 500

Date	Sampling Time	Weather Condition	Filter paper no.	Filter Weight, g		Elapse Time, hr		Sampling Time, hr	Flow Rate, $\text{m}^3/\text{min}$			Total Volume, $\text{m}^3$	TSP Level, $\mu\text{g}/\text{m}^3$
				Initial	Final	Initial	Final		Initial, $Q_{si}$	Final, $Q_{sf}$	Average		
29-Apr-20	09:25	Cloudy	MA1e 1hr 1 004459	2.5877	2.5926	26130.90	26131.90	1.00	1.14	1.14	1.14	68	71.8
29-Apr-20	10:27	Cloudy	MA1e 1hr 2 004453	2.5922	2.5977	26131.90	26132.90	1.00	1.14	1.14	1.14	68	80.6
29-Apr-20	13:00	Cloudy	MA1e 1hr 3 004449	2.5920	2.5975	26132.90	26133.90	1.00	1.14	1.14	1.14	68	80.6
05-May-20	08:50	Cloudy	MA1e 1hr 1 003456	2.7137	2.7177	26157.90	26158.90	1.00	1.14	1.14	1.14	69	58.3
05-May-20	10:14	Cloudy	MA1e 1hr 2 004428	2.6018	2.6036	26158.90	26159.90	1.00	1.14	1.14	1.14	69	26.3
05-May-20	13:00	Cloudy	MA1e 1hr 3 004196	2.6445	2.6470	26159.90	26160.90	1.00	1.14	1.14	1.14	69	36.5
11-May-20	08:50	Rainy	MA1e 1hr 1 004151	2.7026	2.7067	26184.90	26185.90	1.00	1.12	1.12	1.12	67	60.8
11-May-20	09:55	Rainy	MA1e 1hr 2 004160	2.6763	2.6797	26185.90	26186.90	1.00	1.12	1.12	1.12	67	50.4
11-May-20	13:00	Rainy	MA1e 1hr 3 004158	2.6888	2.6912	26186.90	26187.90	1.00	1.12	1.12	1.12	67	35.6
16-May-20	08:30	Cloudy	MA1e 1hr 1 004172	2.6476	2.6505	26211.90	26212.90	1.00	1.12	1.12	1.12	67	43.1
16-May-20	09:32	Cloudy	MA1e 1hr 2 004568	2.6132	2.6155	26212.90	26213.90	1.00	1.12	1.12	1.12	67	34.2
16-May-20	10:34	Cloudy	MA1e 1hr 3 004564	2.6022	2.6054	26213.90	26214.90	1.00	1.12	1.12	1.12	67	47.5
22-May-20	08:45	Cloudy	MA1e 1hr 1 004552	2.6287	2.6316	26238.90	26239.90	1.00	1.12	1.12	1.12	67	43.1
22-May-20	09:47	Cloudy	MA1e 1hr 2 004510	2.6229	2.6255	26239.90	26240.90	1.00	1.12	1.12	1.12	67	38.6
22-May-20	10:49	Cloudy	MA1e 1hr 3 004525	2.6503	2.6521	26240.90	26241.90	1.00	1.12	1.12	1.12	67	26.8



Location: MA1w - International Finance Centre (Western Wing)

Report on 24-hour TSP monitoring

Action Level ( $\mu\text{g}/\text{m}^3$ ) - 173.4  
Limit Level ( $\mu\text{g}/\text{m}^3$ ) - 260

Date	Sampling Time	Weather Condition	Filter paper no.	Filter Weight, g		Elapse Time, hr		Sampling Time, hr	Flow Rate, $\text{m}^3/\text{min}$			Total Volume, $\text{m}^3$	TSP Level, $\mu\text{g}/\text{m}^3$
				Initial	Final	Initial	Final		Initial, $Q_{si}$	Final, $Q_{sf}$	Average		
28-Apr-20	08:00	Rainy	MA1w_24hr_004487	2.6096	2.7883	25836.19	25860.19	24.00	0.88	1.48	1.18	1698	105.3
04-May-20	08:00	Cloudy	MA1w_24hr_003850	2.6837	2.7638	25863.19	25887.19	24.00	0.82	1.49	1.16	1665	48.1
09-May-20	08:00	Cloudy	MA1w_24hr_004198	2.6542	2.7122	25890.19	25914.19	24.00	1.11	1.46	1.29	1853	31.3
15-May-20	08:00	Cloudy	MA1w_24hr_004155	2.6890	2.7685	25917.19	25941.19	24.00	1.11	1.46	1.29	1851	43.0
21-May-20	08:00	Cloudy	MA1w_24hr_004559	2.6128	2.6761	25944.19	25968.19	24.00	1.08	1.46	1.27	1830	34.6

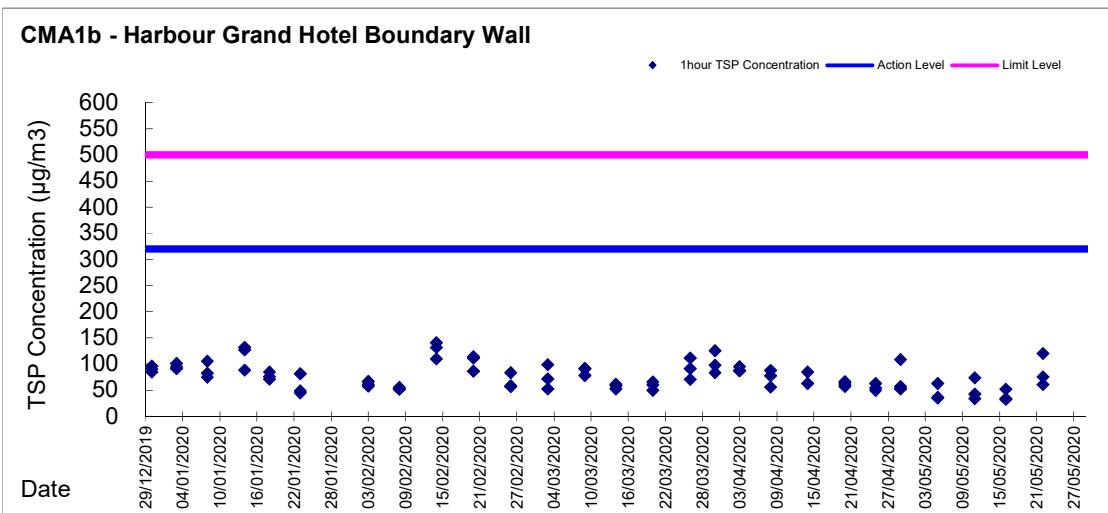
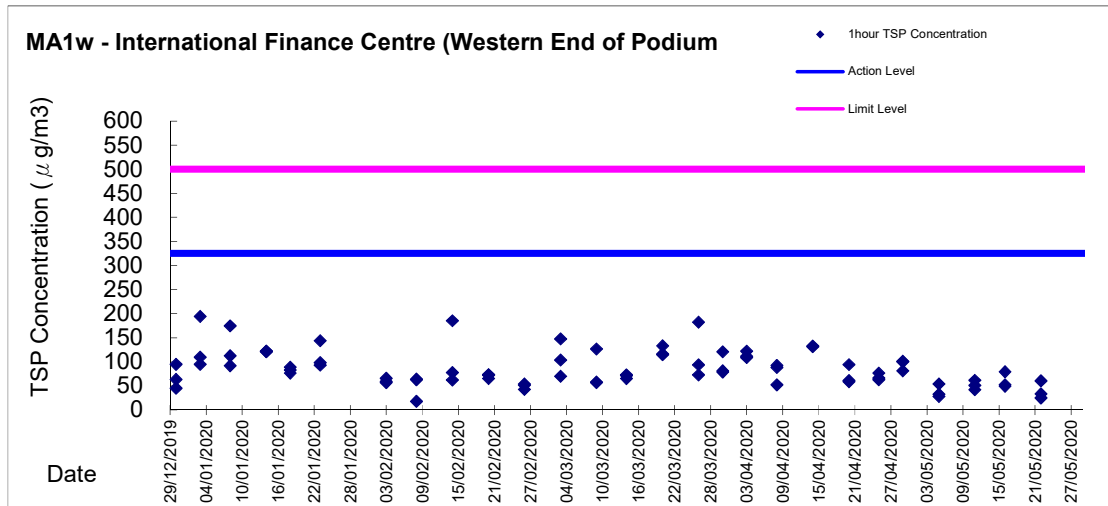
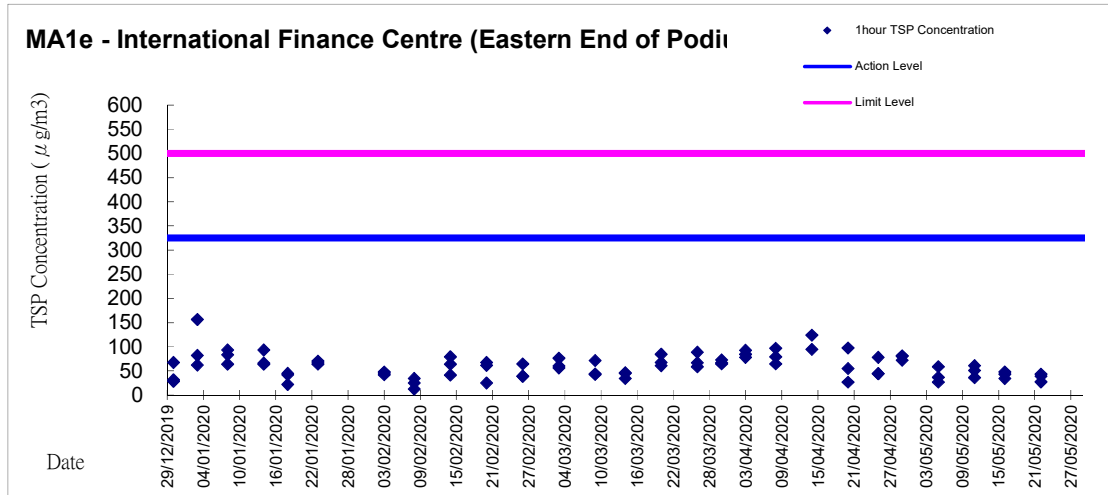
Report on 1-hour TSP monitoring

Action Level ( $\mu\text{g}/\text{m}^3$ ) - 325.1  
Limit Level ( $\mu\text{g}/\text{m}^3$ ) - 500

Date	Sampling Time	Weather Condition	Filter paper no.	Filter Weight, g		Elapse Time, hr		Sampling Time, hr	Flow Rate, $\text{m}^3/\text{min}$			Total Volume, $\text{m}^3$	TSP Level, $\mu\text{g}/\text{m}^3$
				Initial	Final	Initial	Final		Initial, $Q_{si}$	Final, $Q_{sf}$	Average		
29-Apr-20	09:31	Cloudy	MA1w_1hr_1_004458	2.5718	2.5808	25860.19	25861.19	1.00	1.48	1.48	1.48	89	101.2
29-Apr-20	10:33	Cloudy	MA1w_1hr_2_004454	2.6128	2.6200	25861.19	25862.19	1.00	1.48	1.48	1.48	89	80.9
29-Apr-20	13:00	Cloudy	MA1w_1hr_3_004447	2.6077	2.6166	25862.19	25863.19	1.00	1.48	1.48	1.48	89	100.1
05-May-20	08:57	Cloudy	MA1w_1hr_1_003455	2.7110	2.7158	25887.19	25888.19	1.00	1.49	1.49	1.49	89	53.7
05-May-20	10:17	Cloudy	MA1w_1hr_2_004429	2.6017	2.6042	25888.19	25889.19	1.00	1.49	1.49	1.49	89	28.0
05-May-20	13:26	Cloudy	MA1w_1hr_3_004197	2.6602	2.6631	25889.19	25890.19	1.00	1.49	1.49	1.49	89	32.5
11-May-20	09:00	Rainy	MA1w_1hr_1_004161	2.6740	2.6794	25914.19	25915.19	1.00	1.47	1.47	1.47	88	61.4
11-May-20	10:05	Rainy	MA1w_1hr_2_004159	2.6791	2.6836	25915.19	25916.19	1.00	1.47	1.47	1.47	88	51.2
11-May-20	13:00	Rainy	MA1w_1hr_3_004157	2.6923	2.6960	25916.19	25917.19	1.00	1.47	1.47	1.47	88	42.1
16-May-20	08:35	Cloudy	MA1w_1hr_1_003457	2.7301	2.7371	25941.19	25942.19	1.00	1.46	1.46	1.46	88	79.7
16-May-20	09:37	Cloudy	MA1w_1hr_2_004569	2.6126	2.6169	25942.19	25943.19	1.00	1.46	1.46	1.46	88	49.0
16-May-20	10:39	Cloudy	MA1w_1hr_3_004563	2.6101	2.6147	25943.19	25944.19	1.00	1.46	1.46	1.46	88	52.4
22-May-20	08:52	Cloudy	MA1w_1hr_1_004551	2.6242	2.6295	25968.19	25969.19	1.00	1.46	1.46	1.46	88	60.4
22-May-20	09:54	Cloudy	MA1w_1hr_2_004529	2.6109	2.6138	25969.19	25970.19	1.00	1.46	1.46	1.46	88	33.0
22-May-20	10:56	Cloudy	MA1w_1hr_3_004524	2.6085	2.6107	25970.19	25971.19	1.00	1.46	1.46	1.46	88	25.1



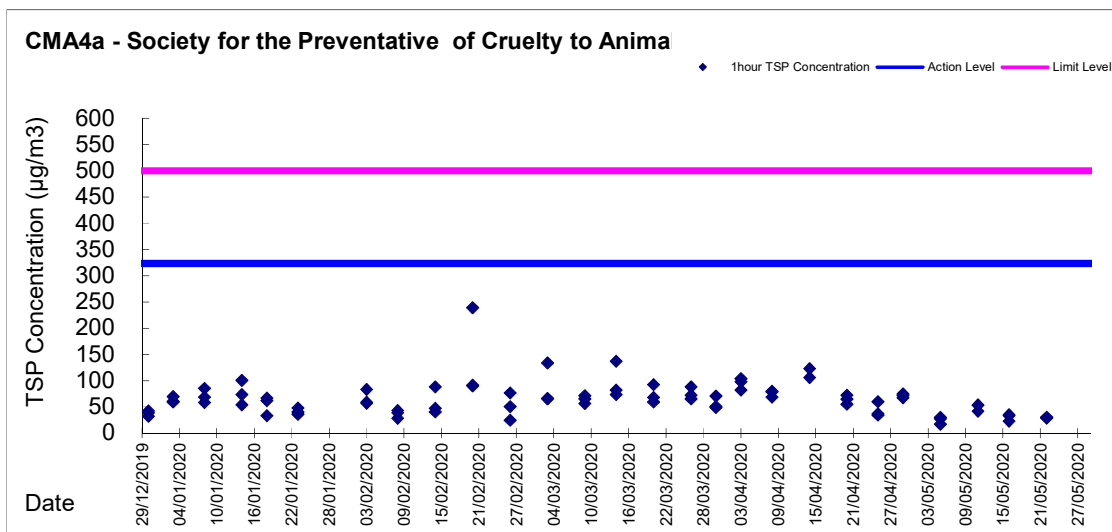
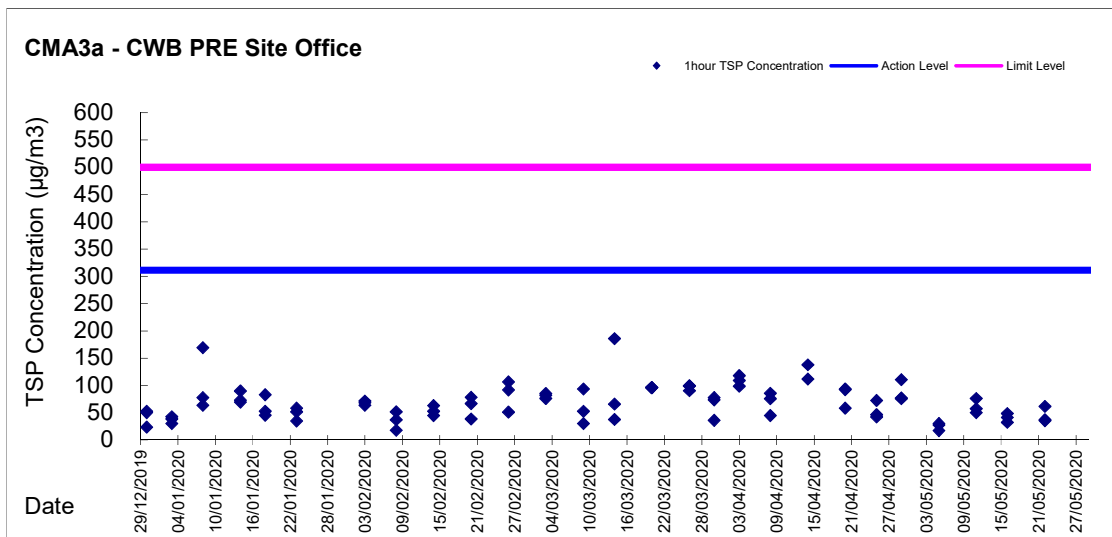
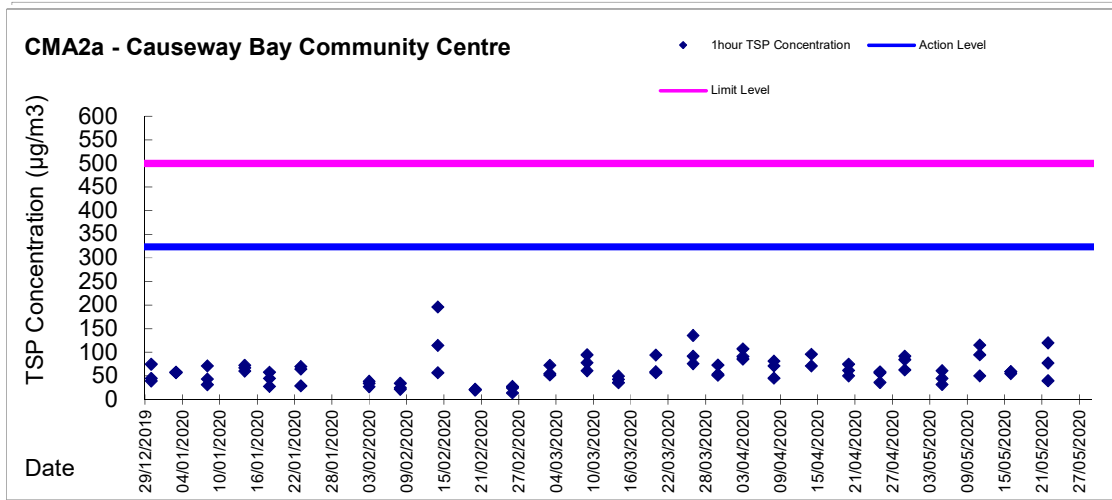
Graphic Presentation of 1 hour TSP Result





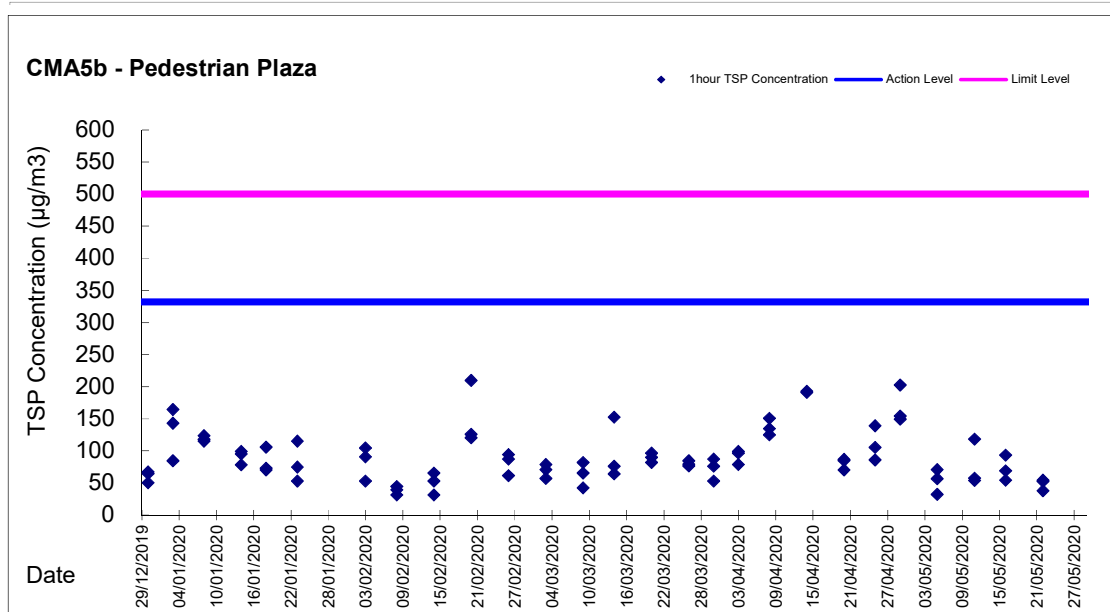


Graphic Presentation of 1 hour TSP Result



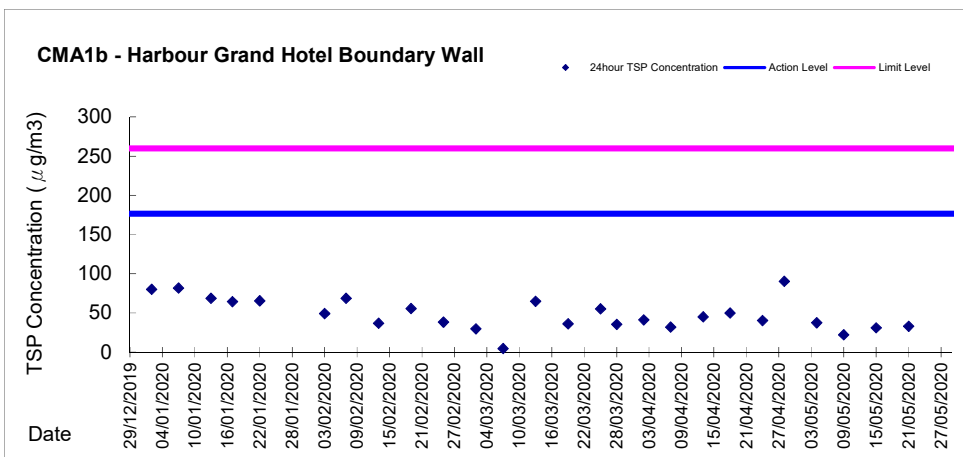
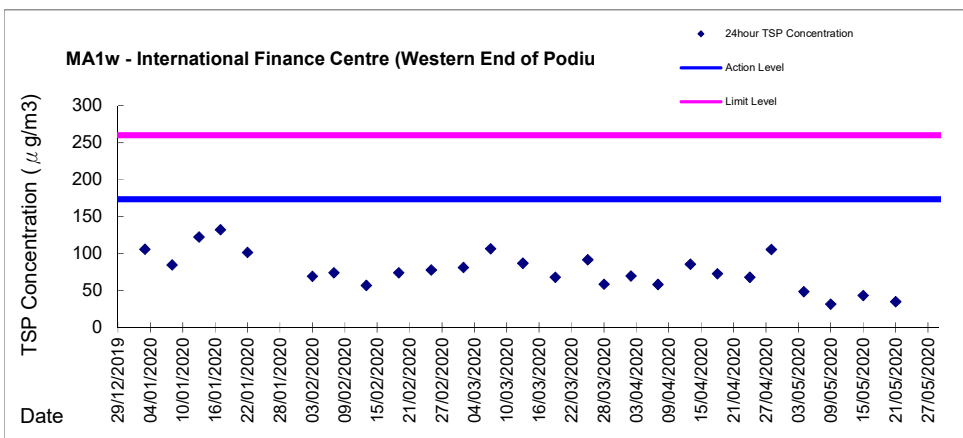
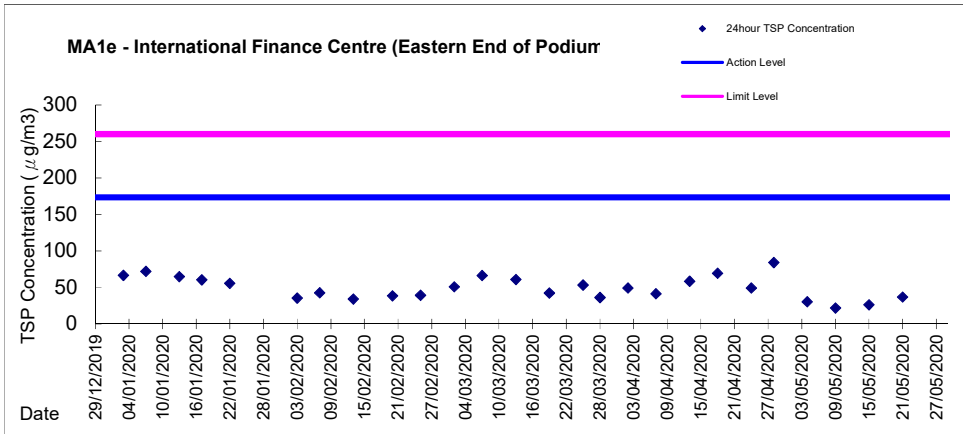


Graphic Presentation of 1 hour TSP Result

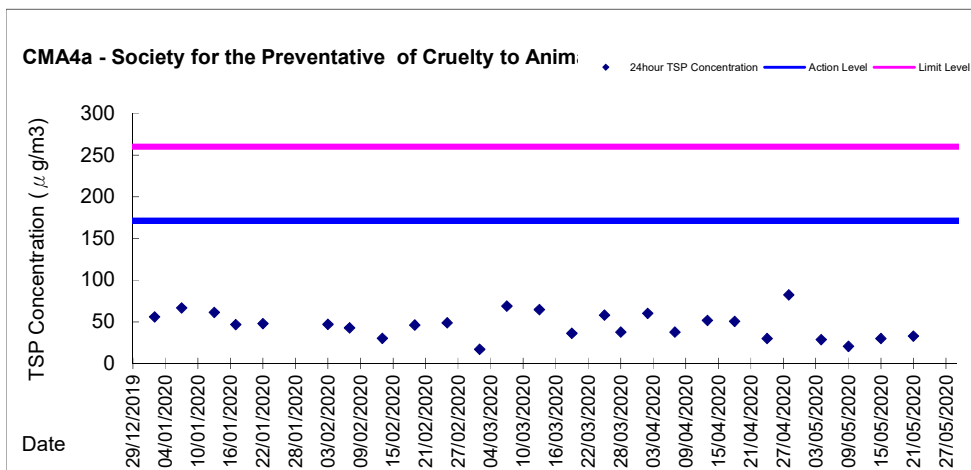
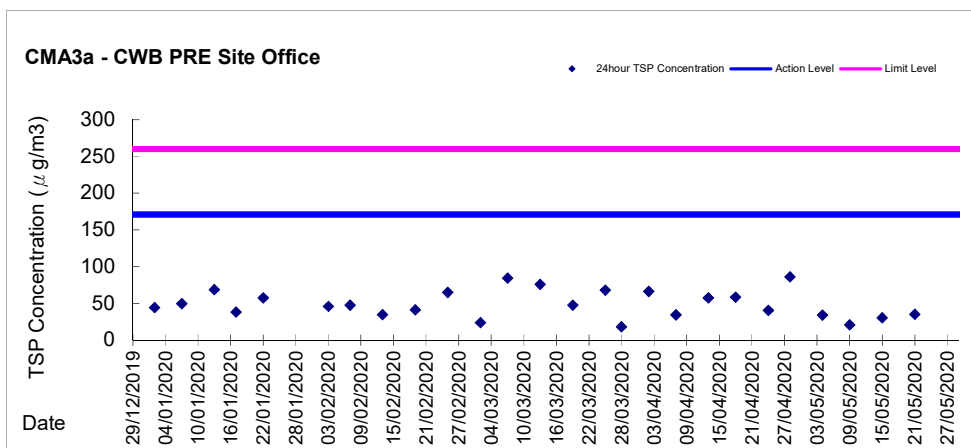
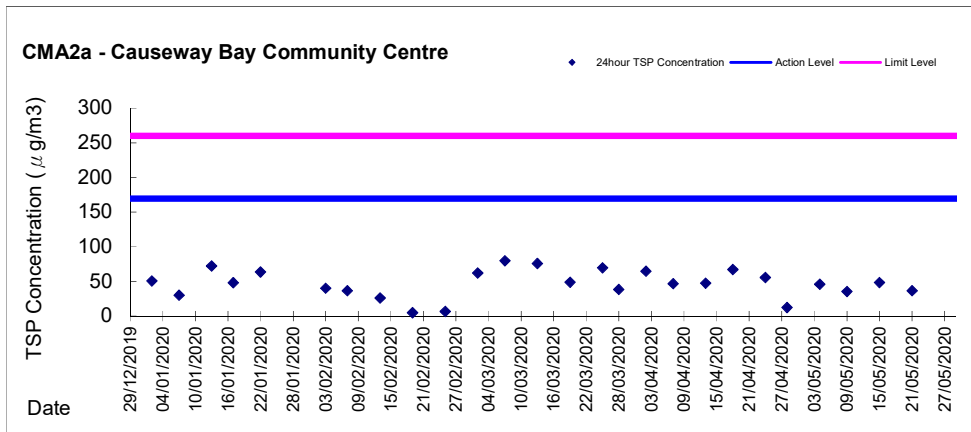




Graphic Presentation of 24 hour TSP Result



Graphic Presentation of 24 hour TSP Result





Graphic Presentation of 24 hour TSP Result

